

Q.POWER L-G5 315-335

POLYCRYSTALLINE SOLAR MODULE

The new **Q.POWER L-G5** is the result of the continued evolution of our polycrystalline solar modules. Thanks to improved power yield, excellent reliability and high-level operational safety, the new **Q.POWER L-G5** generates electricity at a low cost (LCOE) and is suitable for a wide range of applications.



SUPERIOR YIELD

High power output thanks to advanced 6-busbar technology and outstanding performance under real-life conditions.



LOW LEVELISED COST OF ELECTRICITY

Higher yield per surface area, lower BOS costs, higher power classes and an efficiency rate of up to 17.5%.



INNOVATIVE ALL-WEATHER TECHNOLOGY

Optimal yields, whatever the weather with excellent low-light and temperature behaviour.



EXTREME WEATHER RATING

High-tech aluminium alloy frame, certified for high snow (5400 Pa) and wind loads (2400 Pa).




MAXIMUM COST REDUCTIONS

Lower logistics costs due to higher module capacity per box.



A RELIABLE INVESTMENT

Inclusive 12-year product warranty and 25-year linear performance warranty¹.



¹ See data sheet on rear for further information.

THE IDEAL SOLUTION FOR:



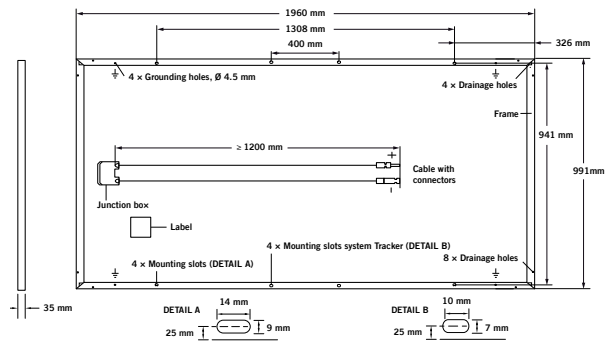
Ground-mounted
solar power plants

Engineered in **Germany**

Q CELLS

MECHANICAL SPECIFICATION

Format	1960mm × 991mm × 35mm (including frame)
Weight	22.5kg ± 5%
Front Cover	3.2mm thermally pre-stressed glass with anti-reflection technology
Back Cover	Multi-layer composite sheet
Frame	Anodised aluminium
Cell	6 × 12 polycrystalline solar cells
Junction box	Protection class IP67 or IP68, with bypass diodes
Cable	4mm ² Solar cable; (+) ≥ 1200mm, (-) ≥ 1200mm
Connector	Intermateable connector with H4, MC4

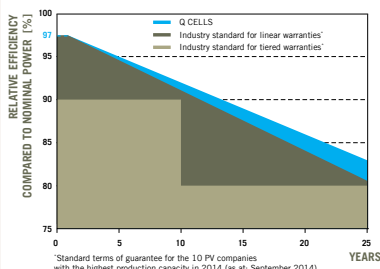


ELECTRICAL CHARACTERISTICS

POWER CLASS			315	320	325	330	335
MINIMUM PERFORMANCE AT STANDARD TEST CONDITIONS, STC¹ (POWER TOLERANCE +5W / -0W)							
Minimum	Power at MPP²	P_{MPP} [W]	315	320	325	330	335
	Short Circuit Current*	I_{SC} [A]	9.11	9.15	9.20	9.30	9.40
	Open Circuit Voltage*	V_{OC} [V]	45.7	45.8	46.0	46.1	46.3
	Current at MPP*	I_{MPP} [A]	8.50	8.61	8.67	8.76	8.87
	Voltage at MPP*	V_{MPP} [V]	37.1	37.2	37.5	37.7	37.8
	Efficiency²	η [%]	≥ 16.2	≥ 16.4	≥ 16.7	≥ 16.9	≥ 17.2
MINIMUM PERFORMANCE AT NORMAL OPERATING CONDITIONS, NOC³							
Minimum	Power at MPP²	P_{MPP} [W]	232	235	239	243	247
	Short Circuit Current*	I_{SC} [A]	7.37	7.40	7.44	7.52	7.60
	Open Circuit Voltage*	V_{OC} [V]	42.9	43.0	43.1	43.2	43.4
	Current at MPP*	I_{MPP} [A]	6.79	6.88	6.93	7.00	7.09
	Voltage at MPP*	V_{MPP} [V]	34.1	34.2	34.5	34.7	34.8

¹1000W/m², 25°C, spectrum AM 1.5G ²Measurement tolerances STC ± 3%; NOC ± 5% ³800W/m², NOCT, spectrum AM 1.5G * typical values, actual values may differ

Q CELLS PERFORMANCE WARRANTY

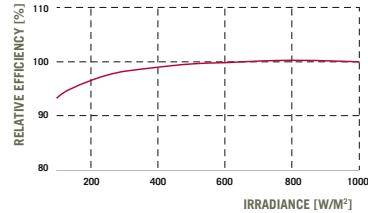


At least 97% of nominal power during first year. Thereafter max. 0.6% degradation per year.
At least 91.6% of nominal power up to 10 years.
At least 83.0% of nominal power up to 25 years.

All data within measurement tolerances. full warranties in accordance with the warranty terms of the Q CELLS sales organization of your respective country.

*Standard terms of guarantee for the 10 PV companies with the highest production capacity in 2014 (as at: September 2014)

PERFORMANCE AT LOW IRRADIANCE



Typical module performance under low irradiance conditions in comparison to STC conditions (25°C, 1000W/m²).

TEMPERATURE COEFFICIENTS

Temperature Coefficient of I_{SC}	α [%/K]	+0.05	Temperature Coefficient of V_{OC}	β [%/K]	-0.31
Temperature Coefficient of P_{MPP}	γ [%/K]	-0.40	Normal Operating Cell Temperature	NOCT [°C]	45 ± 3

PROPERTIES FOR SYSTEM DESIGN

Maximum System Voltage	V_{SYS} [V]	1000	Safety Class	II
Maximum Reverse Current	I_R [A]	20	Fire Rating	C
Wind/Snow Load (Test-load in accordance with IEC 61215)	[Pa]	2400/5400	Permitted Module Temperature On Continuous Duty	-40°C up to +85°C

QUALIFICATIONS AND CERTIFICATES

IEC 61215, IEC 61730, Conformity to CE, Application Class A



PARTNER

NOTE: Installation instructions must be followed. See the installation and operating manual or contact our technical service department for further information on approved installation and use of this product.

Hanwha Q CELLS (Qidong) Co., Ltd.
No. 888 Linyang Road, Qidong City, Jiangsu Province, China | EMAIL sales@hanwha-qcells.com | WEB www.q-cells.com

Engineered in Germany

Q CELLS